



### District Report Card: 2017


<b>State:</b> Puducherry	<b>District:</b> Puducherry
<b>Class:</b> 5	<b>Subject:</b> Language
<b>Schools:</b> 190	<b>Students:</b> 3373


### Participation/Coverage


#### Students

 GENDER	Boys		Girls	
	Number	%	Number	%
	1679	49.78	1694	50.22

 AREA	Rural		Urban	
	Number	%	Number	%
	1998	59.24	1375	40.76

 CATEGORY	SC		ST		OBC		GEN	
	Number	%	Number	%	Number	%	Number	%
	1117	33.12	16	0.47	2138	63.39	102	3.02

 CWSN	LD	VI	HI	S&LD	ID	Oth
	1	7	5	3	3	9

 Management	Government		Government-aided	
	Number	%	Number	%
	2798	82.95	575	17.05

### Average Performance of Students in Language (%)

Overall	Gender		Area		Management		Social Group			
	Male	Female	Rural	Urban	Govt.	Aided	SC	ST	OBC	GEN
48.72	47.49	49.94	48.57	48.95	49.51	44.89	49.59	46.67	48.36	47.25

## Performance on Learning Outcomes (LOs)

Learning Outcomes	Description	Average Performance(%)
L504	Reads and comprehends independently storybooks, news items/ headlines, advertisements etc.	47.93
L508	Reads text with comprehension, locates details and sequence of events	49.12

Range of Performance of Students who Answered Correctly							
Below 30%		30% - 50%		50% - 75%		Above 75%	
Number	%	Number	%	Number	%	Number	%
705	20.90	1211	35.90	1028	30.48	429	12.72

## Lowest Performing Learning Outcomes (LOs)

- 1 - Reads and comprehends independently storybooks, news items/ headlines, advertisements etc. (47.93)
- 2 - Reads text with comprehension, locates details and sequence of events (49.12)